







ANNEXE 1: Office equipment

Materials and equipment	Technical details		Pictures
Metal cabinet	two doors with adjustable shelf stoper, lockable,	10	
Office	1m20 semi-metallic desk Shape: rectangle With side storage drawer	10	
Chair	mesh managerial swivel high back chair with armrest, Air-conditioned net at the back rest, hydraulic gas lift system & tilting back, strong chromed star leg with five caster	11	

<p>Visitor chair</p>	<p>High quality meshed back rest, chromed frame structure, openair back backrest, chromed made sledged base together connected with arm rest</p>	<p>11</p>	
<p>Office</p>	<p>L-shaped wooden desk, laminated particle board contain cable passage, tabletop 25mm thickness, size 1400*800*750mm</p>	<p>1</p>	
<p>Cabinet</p>	<p>Shelves included Adjustable shelves Solid oak wood construction</p>	<p>2</p>	
<p>Reception desk</p>	<p>Reception desk for 2 people</p>	<p>1</p>	